

# MIECHV BENCHMARKS: PM 3 & PM 17

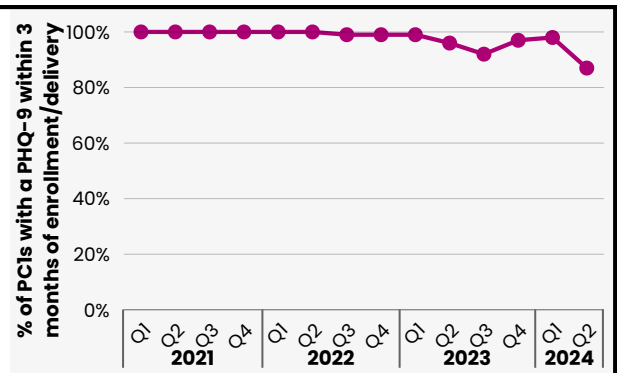
## DEPRESSION SCREENS, COMPLETED DEPRESSION REFERRALS, AND DEPRESSION RATES BY DEMOGRAPHIC GROUPS: FY 2021-2024

### PERFORMANCE MEASURE (PM) 3 DEFINITION

Percent of PC1s (primary caregivers) with a depression screen (PHQ-9) within three months of delivery (for prenatal enrollees) or three months of enrollment (for postnatal enrollees)

### ALL HFNY MIECHV PERFORMANCE (PM 3)

- Recent Performance: About **90-100% of PC1s** across all MIECHV programs received a depression screen within three months of enrollment/delivery
- Starting in Q2 of FY 2023, PC1s had to reach three months of enrollment/delivery during the reporting period to be included in the measure

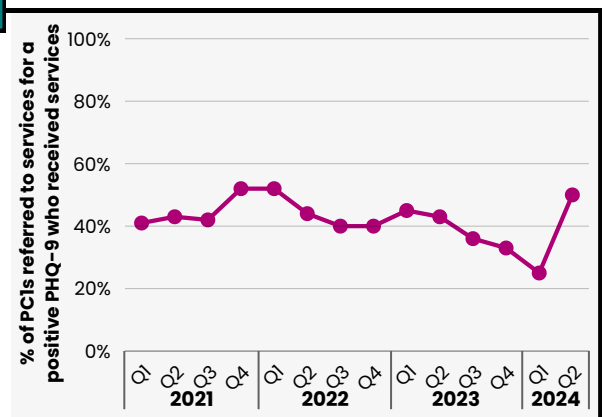


### PM 17 DEFINITION

Percent of PC1s referred to services for a positive depression screen (PHQ-9) who receive one or more service contacts from mental health providers in the community

### ALL HFNY MIECHV PERFORMANCE (PM 17)

- Recent Performance: About **30-50% of PC1s** referred to services for a positive depression screen across all MIECHV programs received one or more service contacts
- Starting in Q4 of FY 2023, PC1s had to reach three months of enrollment/delivery during the reporting period to be included in the measure

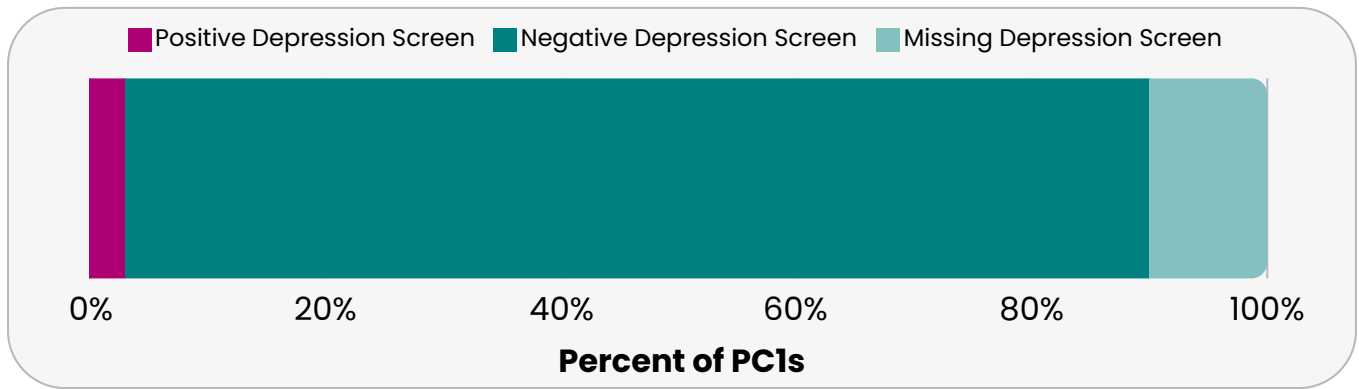


# MIECHV BENCHMARKS: PM 3 & PM 17

## DEPRESSION SCREENS, COMPLETED DEPRESSION REFERRALS, AND DEPRESSION RATES BY DEMOGRAPHIC GROUPS: FY 2021-2024

### POSITIVE DEPRESSION SCREENS (FY 2022 & 2023)

Breakdown of Depression Screens: FY 2022 & 2023 (N=1,995)



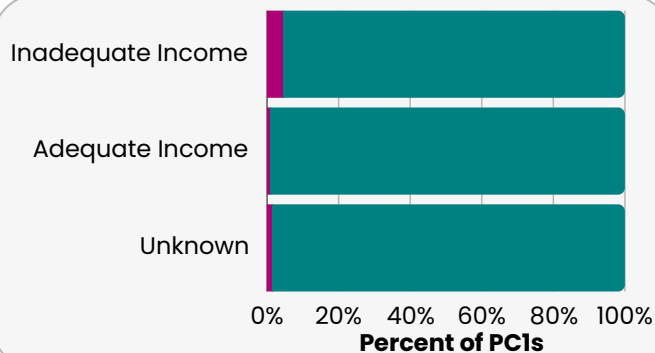
### DISPARITIES IN POSITIVE DEPRESSION SCREENS (FY 2022 & 2023)

Key: Positive Depression Screen (pink), Negative Depression Screen (teal), \*p<0.01

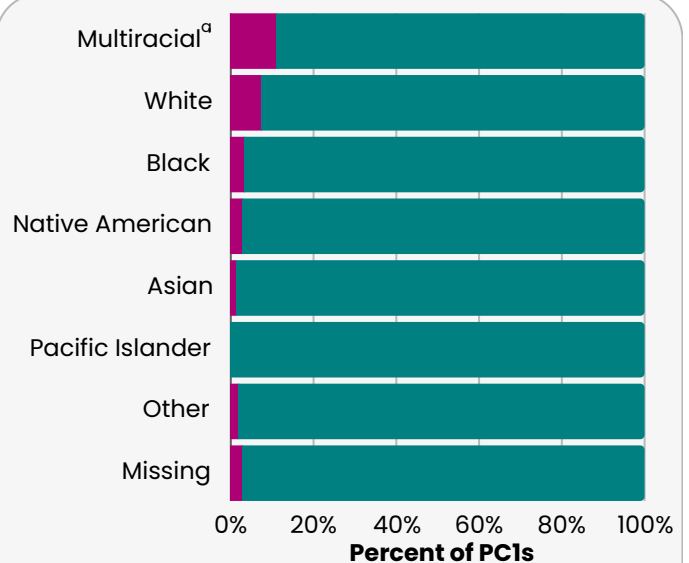
#### Ethnicity\*

5% of non-Hispanic PCIs  
vs.  
2% of Hispanic PCIs  
had a **positive depression screen**

#### Income\*



#### Race\*



<sup>a</sup>Most multiracial PCIs identified as Black and another race

A greater percent of non-Hispanic, Multiracial, and White PCIs, as well as PCIs who reported inadequate income at intake, had a **positive depression screen**